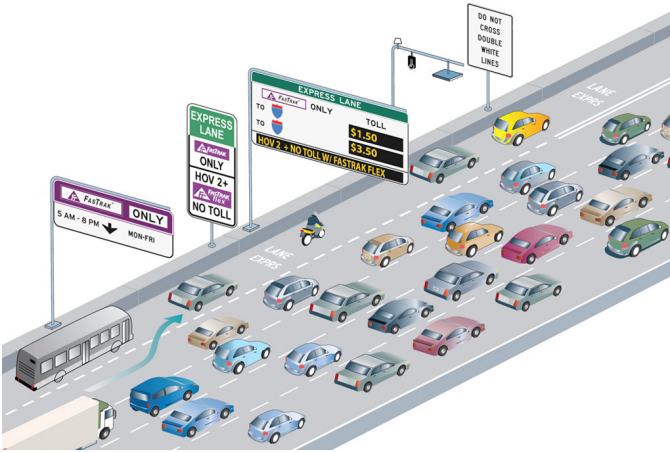


# Bay Area Express Lanes Sign Guide



Bay Area Express Lanes allow vehicles with FasTrak to pay tolls, pay discounted tolls or travel toll-free for a faster, more reliable trip.

The road signs that help you navigate express lanes are explained below.

## WHITE REGULATORY SIGNS

## WHAT YOU NEED TO KNOW

DO NOT  
CROSS  
DOUBLE  
WHITE  
LINES

DO NOT  
CROSS  
DOUBLE  
WHITE  
LINES

- These signs indicate there is a double white line between the express lane and the adjacent general purpose lane.
- It is illegal to cross double white lines.
- Drivers must wait for dashed white lines to change lanes.
- Disobeying this sign may result in a fine.


HOV 3+  
IS 3  
OR MORE  
PERSONS  
PER  
VEHICLE

HOV 2+  
IS 2  
OR MORE  
PERSONS  
PER  
VEHICLE

- These signs indicate the minimum number of people a vehicle must carry to be considered a toll-free High Occupancy Vehicle (HOV).
- An HOV is a vehicle carrying more people than just a driver (e.g., a carpool, vanpool, bus, etc.).
- Drivers violate the HOV rules and may be fined when they drive in the express lane with their FasTrak Flex<sup>®</sup> toll tag set to a number different from the number of people in the vehicle.



- This sign tells drivers that they must have a FasTrak account to use the left lane during the posted hours.




- This sign tells drivers how much they will be fined if they are caught violating HOV rules.
- A driver violates the HOV rules when the FasTrak Flex toll tag is set to a number different from the number of people in the vehicle.



- This sign tells drivers that an express lane begins in the left lane a half-mile ahead from where the sign is located.



- This sign tells drivers where the express lane ends.



- This sign tells drivers that the express lane returns to a normal traveling lane about a half-mile ahead from where the sign is located.

## LEFT-SHOULDER TOLLING SIGNS



## WHAT YOU NEED TO KNOW

- This sign is located at the start of an express lane to tell drivers that the left lane ahead is an express lane and that drivers must have FasTrak to use the lane from 5 a.m. to 8 p.m. Monday through Friday.

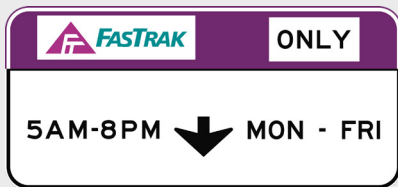


- These signs tell drivers that:
  - The left lane is an express lane.
  - Only cars with FasTrak can use the lanes.
  - HOVs with 3 or more occupants do not pay tolls.
  - HOVs with 2 occupants get a discount on the toll.
  - HOVs must have a properly set FasTrak Flex toll tag in the vehicle to get free or discounted tolls.



- This sign is located before the start of double white lines separating the express lane from the adjacent general purpose lane.
- Since it is illegal to cross double white lines, the sign tells drivers to exit the express lane at the current location if they plan to exit the highway at the local exits named on the sign.

### OVERHEAD SIGNS



### WHAT YOU NEED TO KNOW

- These signs are located throughout express lanes to tell drivers that express lane rules are in effect Monday – Friday from 5 a.m. to 8 p.m.



- This sign is the express lane pricing sign and it tells drivers:
  - They are driving in an express lane.
  - Only cars with FasTrak can use the lanes.
  - The current toll to drive to different exits.
- The toll a driver pays is locked in when their vehicle is detected in the lane – even if the toll changes later.
- The bottom of the pricing sign includes an electronic message which can change. In this example, the message is that HOVs must have a properly set FasTrak Flex toll tag to get free or discounted tolls.